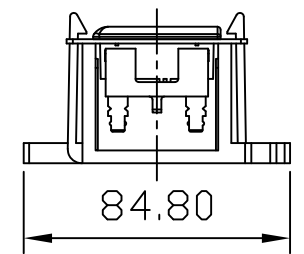
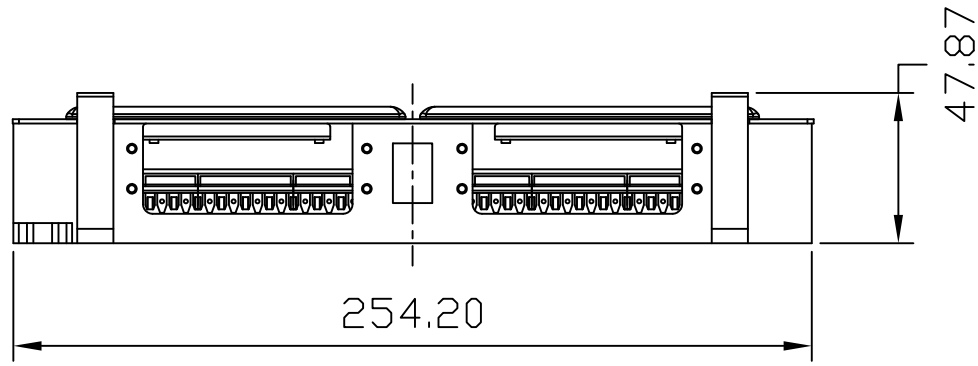
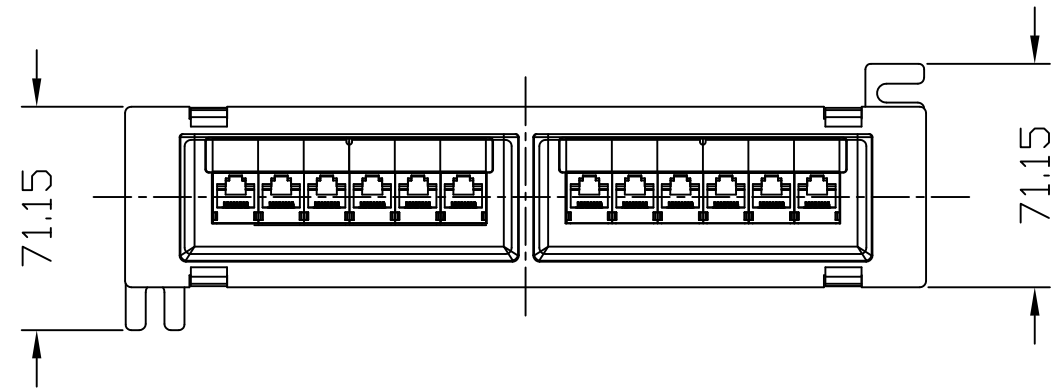


LIMITS	DEGREE CLASS			
	A	B	C	D
<10	±0.02	±0.05	±0.10	±0.15
10~50	±0.05	±0.10	±0.15	±0.20
50~120	±0.10	±0.15	±0.20	±0.25
120~300	±0.15	±0.20	±0.25	±0.30
300~500	±0.20	±0.25	±0.30	±0.35
500~1000	±0.25	±0.30	±0.35	±0.40
1000~1500	±0.30	±0.35	±0.40	±0.45
ANGEL	±0.2°	±0.5°	±1.0°	±1.5°

ZONE	REV.	DESCRIPTION	DATE	APPROVED
	A	INITIAL RELEASE	2013.10.07	



MATERIAL
 MATERIALS: PBT+G.F. AND POLYCARBONATE
 RJ45 JACK CONTACT: PHOSPHOR BRONZE, 50U" GOLD PLATING
 IRON BRACKET: SPCC
 CAVITY CONFORMS TO FCC RULES AND REGULATIONS PART 68

PHYSICAL CHARACTERISTICS
 PLUG INSERTION LIFE: >=750 TIMES (RJ45, RJ11/RJ12)
 INSERTION FORCE < = 20N
 CONTACT FORCE: 0.98N BY FCC PLUG
 PLUG RETENTION FORCE: 50N 60±5 SECONDS
 110/KRONE IDC INSERTION FORCE: 4.5KG MIN.
 IDC WIRE GAUGE: 22/1~26/1 AWG
 CONTACT: PHOSPHOR BRONZE WITH 50U" GOLD OVER CONTACT AREA
 OPERATION TEMPERATURE: -10 ~ 60 °C

ELECTRICAL
 CURRENT RATING: 1.5A
 DIELECTRIC WITHSTANDING VOLTAGE : 1000 VAC 60HZ
 INSULATION RESISTANCE : 500 MΩ MIN.
 CONTACT RESISTANCE : 20 mΩ MAX.

MODEL: S45-2612	TITLE: 12-PORT C6 PATCH PANEL	Simply45[®]			
DRAWN:	PART NO.	/		UNIT	MM
DESIGNED:	MATERIAL			SCALE	1 : 1
CHECKED:	FINISH	/		SHEET	1 OF 1
	TOOLING NO.			SIZE	REV.
APPROVED:	DWG NO.	